

PHOTOSHOP

Why Adobe® Photoshop®?


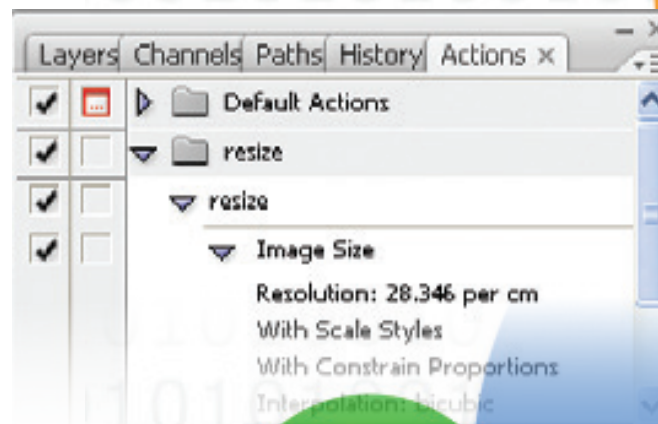

Adobe® Photoshop® is by far the leading image manipulation program designed to bring out the best in your image captures then transforming them into anything your imagination unleashes.

Who should take Ardito's Adobe® Photoshop® courses?

Adobe® Photoshop® is aimed for graphic and web designers, professional photographers, and marketing and promotions professionals. If you have recently assumed a creative role in your organisation, then learning Photoshop is your first step in bringing your career up to a new level!

Where can you apply your Photoshop skills?

- Production of advertising materials, i.e. posters, brochures, leaflets (see also Adobe® InDesign)
- Processing of images taken from point-and-click and SLR cameras, i.e. image touch-ups, colour corrections, etc.
- Image optimisation for web, i.e. progressive downloads, animation, etc.



Your creative potentials...
unlocked.

**The image shown in this material is a sample corporate campaign on information security created in Photoshop applying layers, using touch-up tools, and implementing blending modes. Project Title: "Computer Virus"*

Photoshop Introduction

Duration: 1 Day

Course Description

This one day class introduces participants to Adobe® Photoshop®. Participants will learn fundamental principles and navigation of the application; tools, palettes and basic editing techniques. In addition, this introduces layers and the colour spaces used within Photoshop.

Course Outline

Introduction to Photoshop
Getting Started: The Set Up Shop

- Performance checklist
- Setting default units for measurements
- Customising guides and grids

Understanding the Interface

The Toolbox

- Selection Tools
- Painting Tools
- Path Tools
- Type Tool
- Shape Tool
- Viewing Tools

Basic Image Processing

- Colour Modes: CMYK vs RGB
- Cropping and straightening images
- Rotating and flipping images
- Canvass vs. Image Size

Working with Layers

Applying Basic Filters

Saving images for print and web



Photoshop Intermediate

Duration: 1 Day

Course Description

This one day intermediate class explores Adobe® Photoshop® features and tools in more detail. Participants will learn how to edit the image with transformation tools, use layers and masks to build an image, create and edit paths, use filters to create desired effects and prepare images for printing.

Course Outline

Understanding Paths

- Creating and modifying paths
- Converting a path to a selection

Enhancing photographs/image manipulation

- Retouching and toning tools
- Adjustment Layers
- Image Adjustment Commands (i.e. Levels, Curves, Variations, Color Balance, Hue/Saturation, etc.)

Swatches and Gradients

Creating custom brushes and patterns

Masks and Channels

- Quick mask overlay: The Painting-over Technique

The Channels Palette

Clipping a Layer

Creating Special Effects using Filters

Automating Tasks

Creating an Action

Batch Processing

Using Layer Comps

ardito
corporate training

| computer | personnel | management |

E admin@ardito.co.nz

W www.ardito.co.nz

HAMILTON
427 Victoria Street
Hamilton CBD

M 021 364 337

* Adobe and the Adobe Photoshop logo are either registered trademarks or trademarks of Adobe Systems Incorporated in the United States and/or other countries.